

## Microsoft IIS 4.0

### 1. sgcinst.exe

```
sgcinst.exe
ftp://ftp.microsoft.com/bussys/winnt/winnt-public/misc/sgcinst/
c: \ sgcinst -v -c -i <input file> -o <outputfile>
input file          (----- begin certification -----)
end certificate-----)
output file sgcinst 가
output file
```

#### 1) regedit

#### 2) HKEY\_LOCAL\_MACHINE

```
+SYSTEM
  +CurrentControlSet
    +Control
      +SecurityProviders
        +SCHANNEL
```

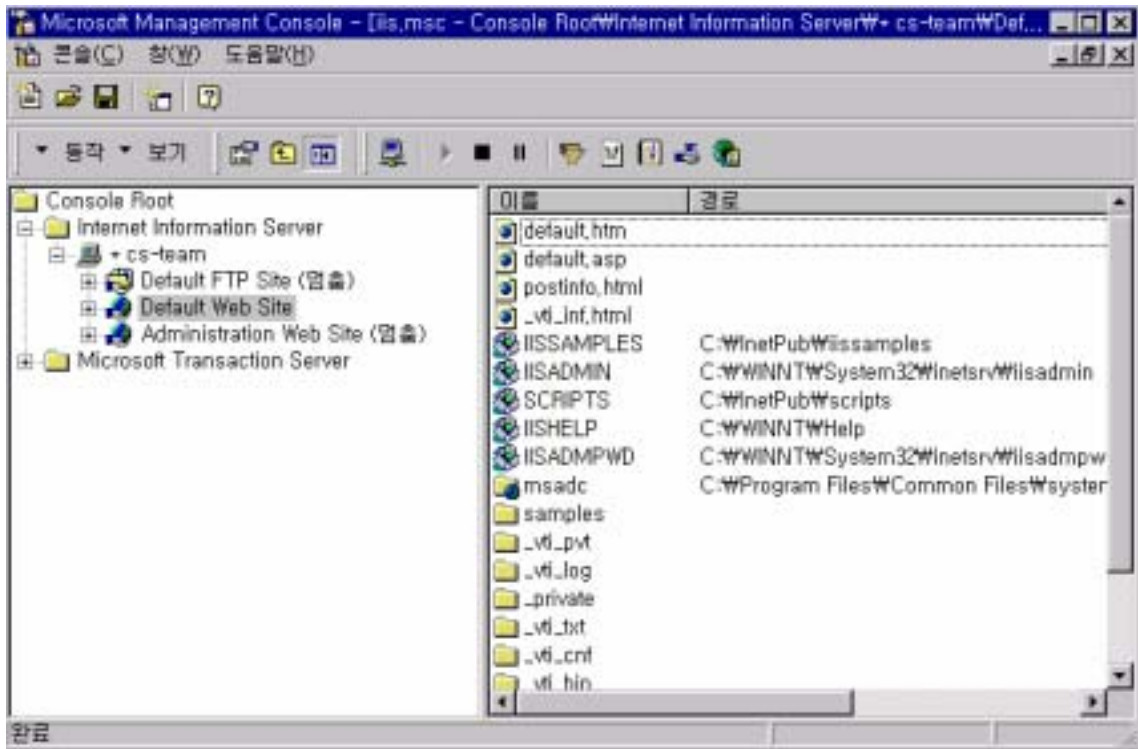
⇒ EnableSGC !!!

```
+CertificationAuthorities
- VeriSign Trust Network, "VeriSign, Inc.", VeriSign International Server CA
- Class 3,
www.verisign.com/CPS Incorpor.by Ref. LIABILITY LTD.(c)97 VeriSign
==>
```

가

- 2.
  - a.
  - b.

[Step1]



- 3.



4.

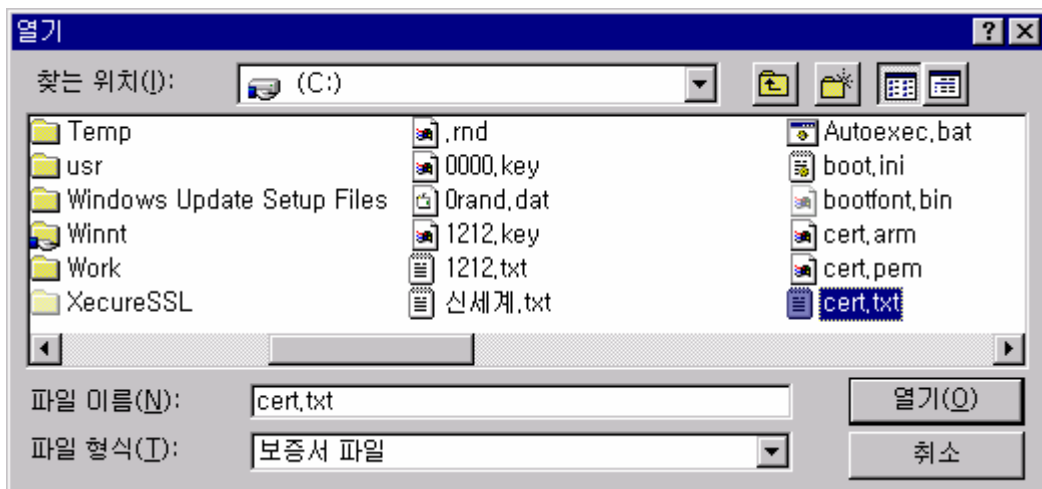
a.

(-----BEGIN.... ... CERTIFICATE REQUEST----- )

b.

c.

[Step3]



5.

a.

IP

b.

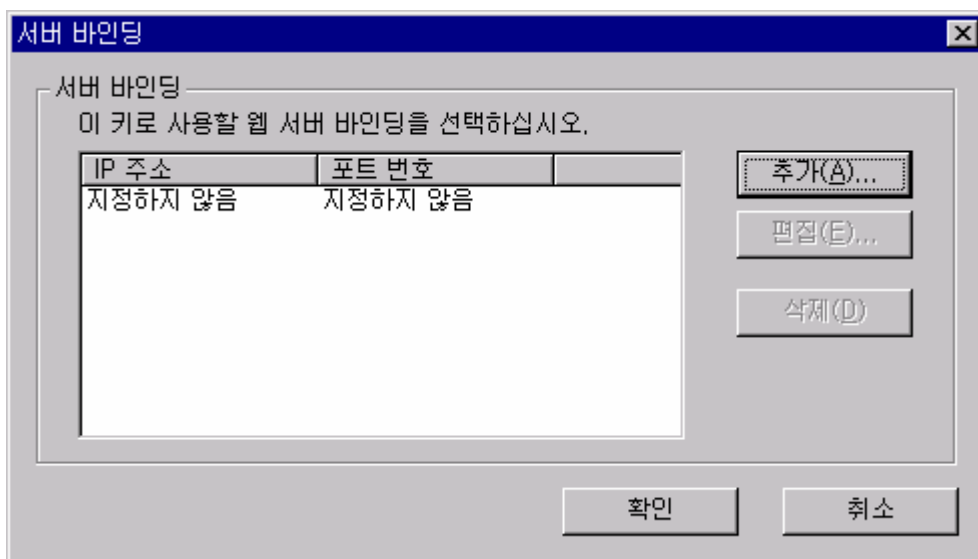
, 가

IP Port

(SSL

443 .)

[Step4]



6. TCP SSL

a.

b.

[step5-b]

c. ' ' , 가 .

[step5 - c]

